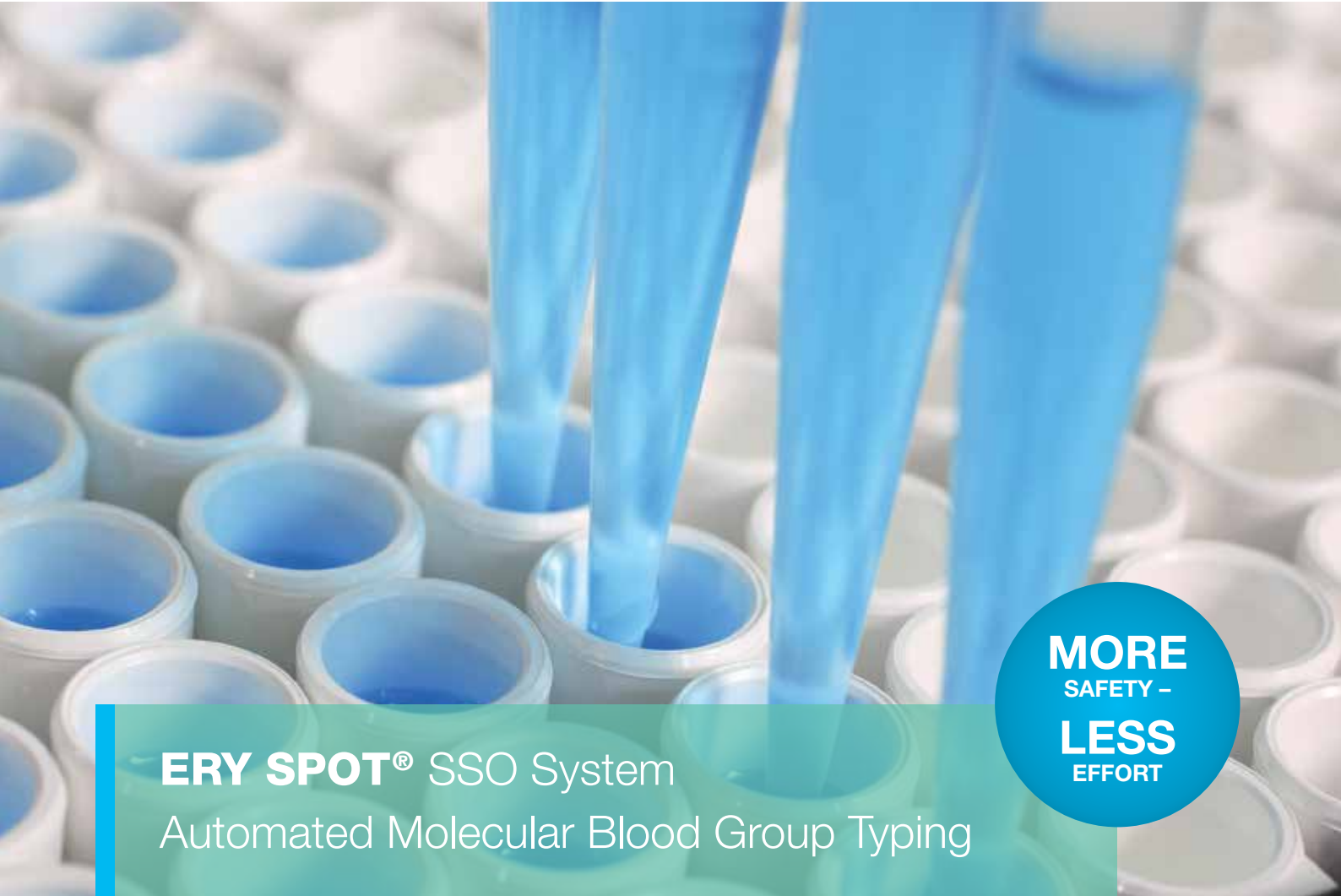


## We are the experts for HLA and blood group diagnostics

With **more than 30 years of experience** BAG Health Care is the specialist for HLA and blood group diagnostics. As an independent, global operating company we offer **permanent ongoing development** of our products and services.

Our motivation is to **exceed the expectations of our customers** and partners. Hence, we support them with **extraordinary service** and **new ways of thinking – capable, fast and spot-on.**



**ERY SPOT<sup>®</sup>** SSO System  
Automated Molecular Blood Group Typing

**MORE**  
SAFETY –  
**LESS**  
EFFORT

Next generation in blood group diagnostics

# ERY SPOT® SSO System

## Next generation blood group diagnostics

### Molecular typing of blood group antigens secures your patient's future

#### More safety – less effort

Serological methods reach their limits when it comes to the determination of a large amount of antigens, especially in case of rare blood group characteristics. Therefore, it is often difficult to identify compatible blood donors, who are needed for patients with pre-formed antibodies. Furthermore the continuous migration and mix of populations increase the difficulties of finding adequate blood preservatives.

Molecular blood group typing enables a safe on-demand supply of blood preservations for patients with antibodies against clinical relevant, weak or rare blood group antigens.

The molecular determination of blood group characteristics can be applied on-demand and to pre-typing of blood donors. Pre-typing of blood donors has the advantages to increase the patient's safety preventing alloimmunization and to reduce your effort and your costs.

In addition, due to its molecular based technology it makes you independent of antisera for rare antigens which are often difficult to obtain and suboptimal in quality.

## Convenient and reliable blood group typing with ERY SPOT® SSO

**The ERY SPOT® SSO system is a fast, simple and cost-effective method for molecular typing of blood group antigens**

The combination of ERY SPOT® kits, MR.SPOT® processor and HISTO MATCH software represents an automated method for the molecular blood group typing.

Combining high efficiency with low effort the ERY SPOT® kits type many different blood group systems in one single well. The easy and automated procedure ensures safe results with minimal hands-on-time. Its flexibility (from 1 to 96 samples) makes the system perfect for on-demand as well as for high throughput donor typing.

As a BAG customer you do not only profit from our innovative products, but also from our extraordinary service. BAG is on your side and always happy to help you with your technical inquiries.

## YOUR ADVANTAGES

### HOSPITAL

- shorter hospitalization time
- fast and reliable blood group determination
- reduced risk of misinterpretations

### BLOOD BANK

- easy and fast screening of donors for rare blood groups characteristics
- better supply of matched blood donations by establishing a donor database
- high throughput with reduced efforts and costs
- better use of rare blood units
- independence of rare antisera

### PATIENT

- reduced risk of alloimmunization for transfusion dependent patients
- reduced risk of hemolytic transfusion reactions
- more safety by clear and certain blood group typing for recently transfused patients

# ERY SPOT® SSO Kits

## for molecular blood group typing

### ERY SPOT® SSO blood group typing kits

#### BLOOD GROUP TYPING KIT

Molecular genetic typing kits for the identification of blood group systems


- Contains ready to use master mix (including Taq polymerase), dried primers, primer solvent and single packed strips of 8 test wells with immobilized SSO probes

#### REAGENT KIT

Ready to use reagents for the hybridisation and detection of amplicons in the MR.SPOT® processor

- For use in combination with the typing kits
- Color coding of the reagents for guidance during setup of the test
- Barcoded reagents for an easy traceability

| Product                                                              | REF    | Package  |
|----------------------------------------------------------------------|--------|----------|
| <b>Blood group typing kits</b>                                       |        |          |
| ERY SPOT® Common (KEL, JK, FY, MNS)                                  | 728510 | 96 tests |
|                                                                      | 728511 | 24 tests |
| ERY SPOT® Rare (e.g. CO, DO, YT, DI, LU and more)                    | 728520 | 96 tests |
|                                                                      | 728521 | 24 tests |
| ERY SPOT® HPA (e.g. HPA-1, HPA-3, HPA-5 and more) <b>COMING SOON</b> | 728530 | 96 tests |
|                                                                      | 728531 | 24 tests |
| ERY SPOT® RH (RH CDE) <b>COMING SOON</b>                             | 728540 | 96 tests |
|                                                                      | 728541 | 24 tests |
| HISTO SPOT Reagent Kit                                               | 726098 | 96 tests |
| <b>Device</b>                                                        |        |          |
| MR.SPOT® Processor                                                   | 726100 | 1        |
| <b>Accessories</b>                                                   |        |          |
| HISTO MATCH Software                                                 | 726102 | 1        |



## The way it works

1



**Sequence specific amplification with biotinylated primers**

- Standard PCR

Thermal cycler  
1h 20'

2



**Hybridisation of the amplicon to the SSO probes**

- The probes are bound to the bottom of a microwell plate

MR.SPOT® processor  
2h 40'

3



**Colourimetric reaction to detect positive probes bound to amplicons**

- Each well contains probes for different blood groups

4



**Interpretation of the probes as a blood group genotype**

- Results are reviewed and edited

HISTO MATCH software  
10'



# MR.SPOT<sup>®</sup> Processor and HISTO MATCH Software automation at your service

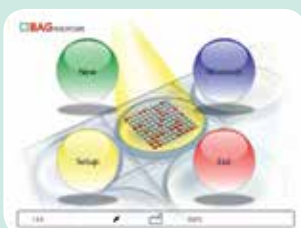
## MR.SPOT<sup>®</sup> makes your life easier

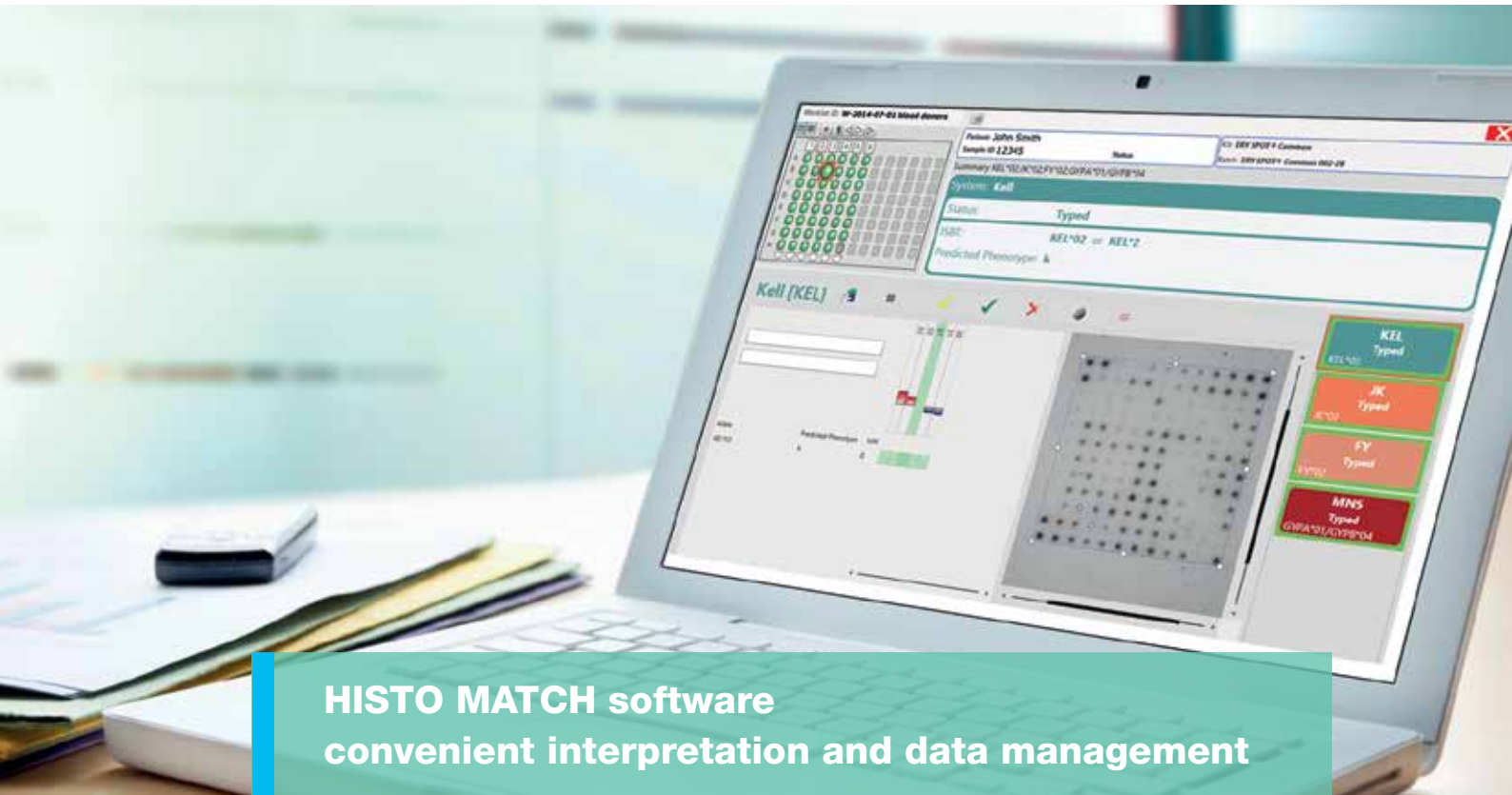
**The standardised and automated process guarantees high precision and fast results**

The MR.SPOT<sup>®</sup> processor runs the whole assay from amplicon to result. Due to fully automated washing and pipetting, the plug and play instrument makes handling very easy. Moreover, MR.SPOT<sup>®</sup> automatically records the results by an integrated camera and transfers the image to the HISTO MATCH software for convenient interpretation.



**EASY HANDLING**  
thanks to  
step by step  
instructions





## HISTO MATCH software convenient interpretation and data management

**The user friendly HISTO MATCH software is the central workstation of the ERY SPOT® system**

- Convenient management of all relevant data regarding patients, samples, worklists, kits, users and processors in a Microsoft SQL Server database
- Efficient workflow management and tracking of samples and results
- Intuitive interpretation tools for reviewing and editing results
- Network installations including the MR.SPOT® processor and several workplaces based on Microsoft SQL Server
- Integration in LIM systems with customised interfaces
- HISTO MATCH is available in different languages (e.g. English, French, German, Italian, Russian, Spanish)